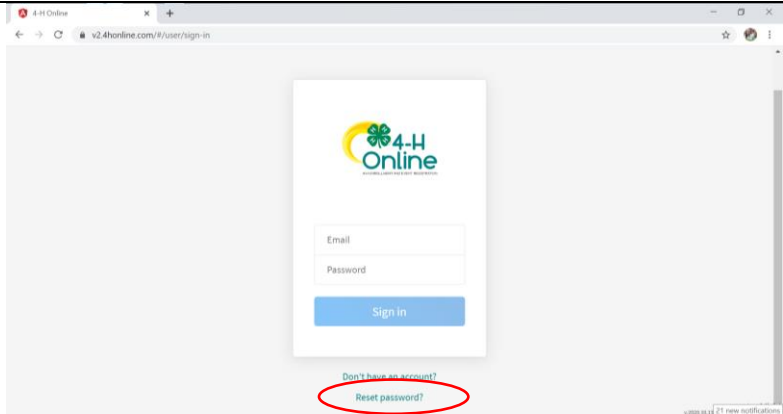


Tip Sheet: Family Re-Enrollment

Authored by Mandi Dolan, 4-H Extension Agent, Virginia Cooperative Extension, Pittsylvania County; Joi Saville 4-H Operations & Special Events Coordinator, Virginia Cooperative Extension; State 4-H Online 2.0 Training Team

Before beginning re-enrollment, please read the following notes:

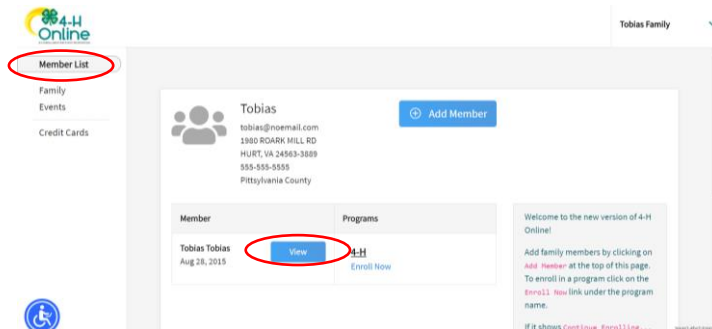
- 1) Throughout the re-enrollment process, you will see a “Fees” box located on the right side of your screen. Please disregard this feature as it does not apply to the task of re-enrolling 4-H members.
- 2) As you use the 4-H Online system, you may have a need to navigate “back” to a previous page. Do NOT use your browser’s back button as this will cause you to lose the information you just entered. Instead, please USE THE BACK BUTTON at the BOTTOM of the system page.

<p>1. Visit v2.4honline.com</p> <p>*The system may ask you to verify your address. If so, enter your address and proceed as directed. If not, proceed to Step 2.</p>	
<p>2. Using your original 4-H Online email address and password, login to your account.</p> <p>*If you do not remember your family email address, please contact your local Virginia Cooperative Extension office for assistance.</p> <p>*If you do not remember your family password, click “Reset password.”</p> <p>*You may also be required to reset your password. Passwords should be at least ten</p>	

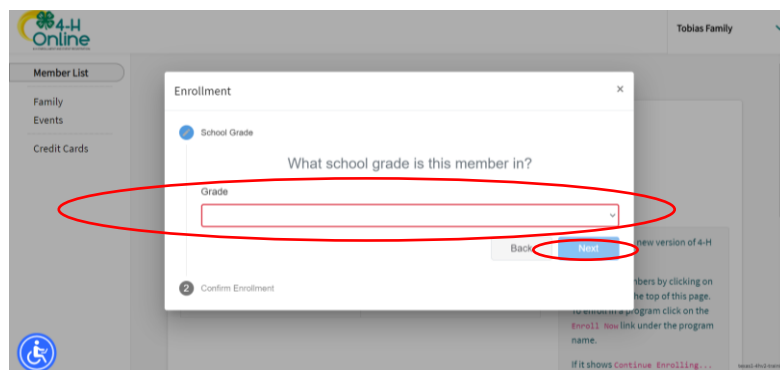
characters and include a capital letter, a numeral, and a special character.

***Upon login, it may ask to verify your address. Enter information accordingly then click, "Verify."**

3. Once logged in, click "Member List" from the left side menu on your screen.
4. Then select "Enroll Now" beside the name of the member you wish to re-enroll.



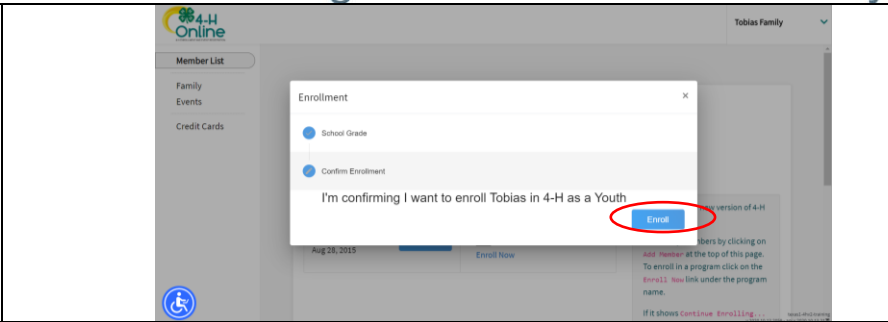
5. A window will appear. You may be prompted to do one or both of the following: A) Select the role/level of membership or B) Select the grade level of the 4-H member. Using the appropriate drop-down menu(s), select the appropriate responses.
6. Click "Next."



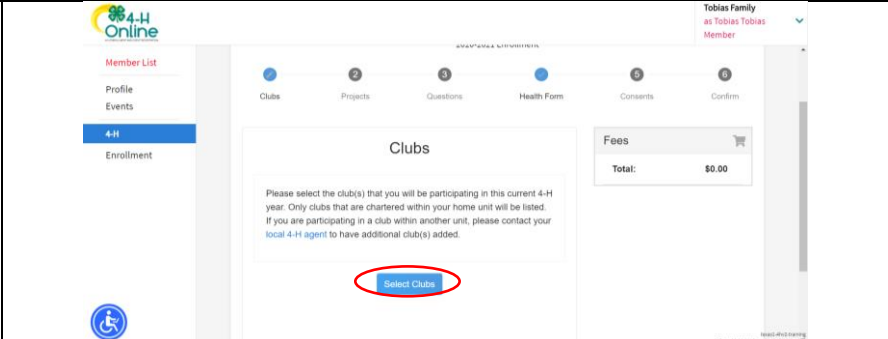
Virginia Cooperative Extension

Virginia Tech • Virginia State University

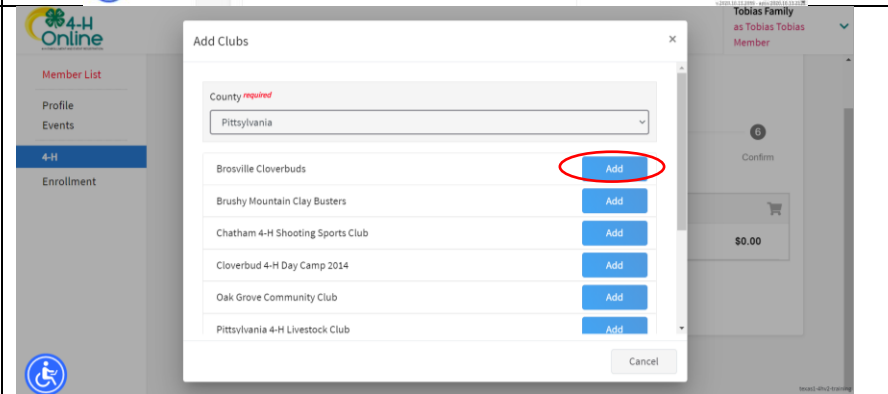
7. Confirm that you want to enroll the 4-H member by clicking, "Enroll."



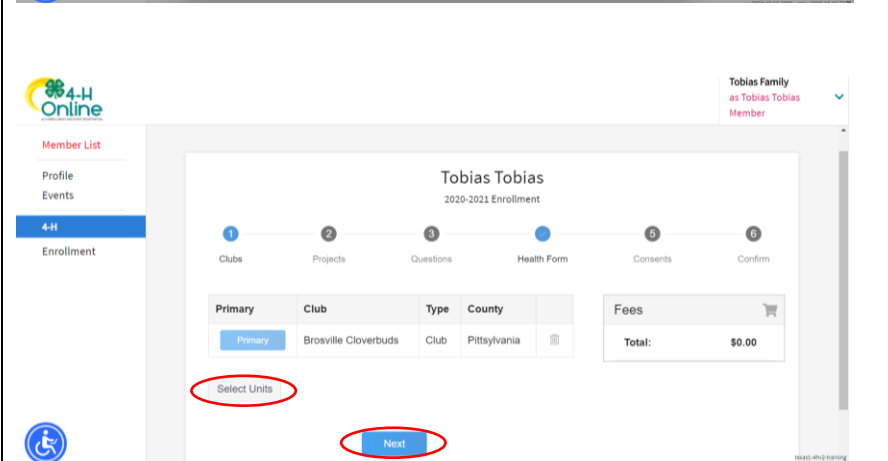
8. Select the club with which the 4-H member will participate by clicking, "Select Clubs."



9. Locate the club the 4-H member wishes to enroll in and click "Add." This will then return you to the following screen.



10. To enroll the 4-H member in multiple clubs, click "Select Units" and repeat Steps 9 and 10 until the appropriate clubs have been selected. Then, click "Next."

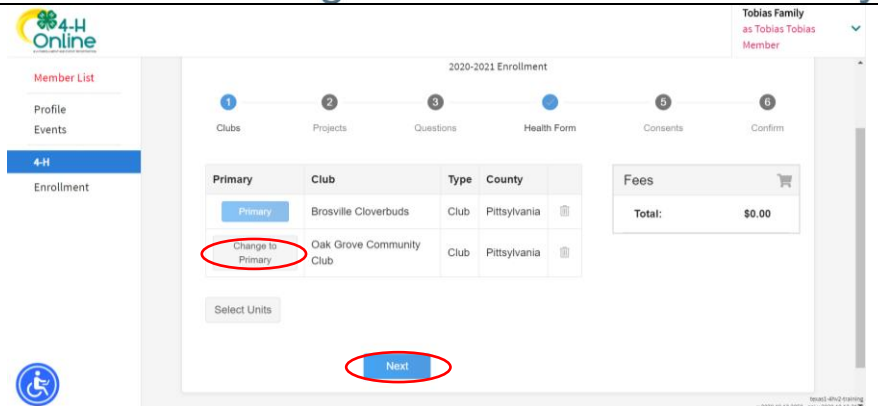


*If multiple clubs are selected, you can indicate which club will be the 4-H member's primary involvement by

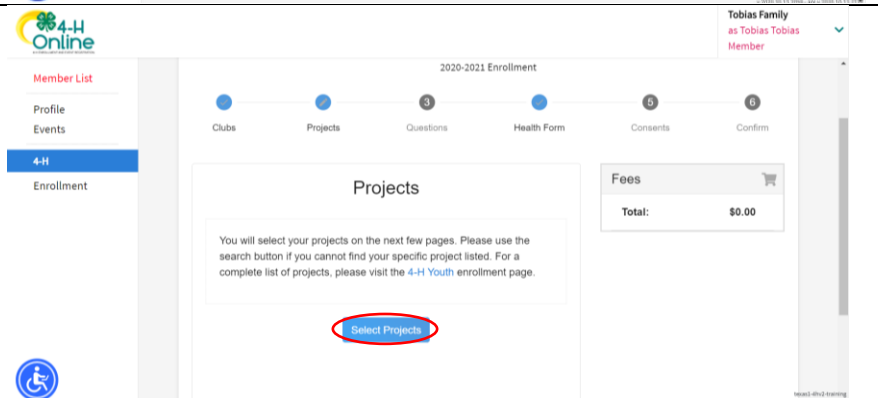
Virginia Cooperative Extension

Virginia Tech • Virginia State University

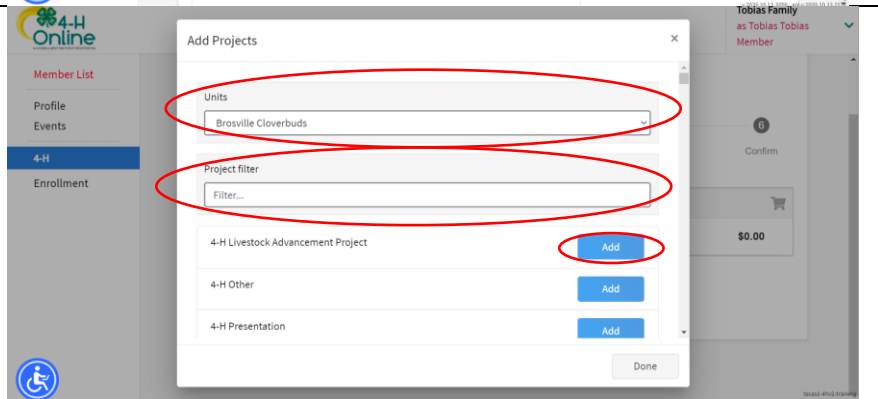
clicking “Change to Primary” beside the appropriate club, then click “Next.” If you have questions about this designation, please contact your local Virginia Cooperative Extension office.



11. Select the appropriate projects the 4-H member will complete in the upcoming 4-H year by clicking “Select Projects.”



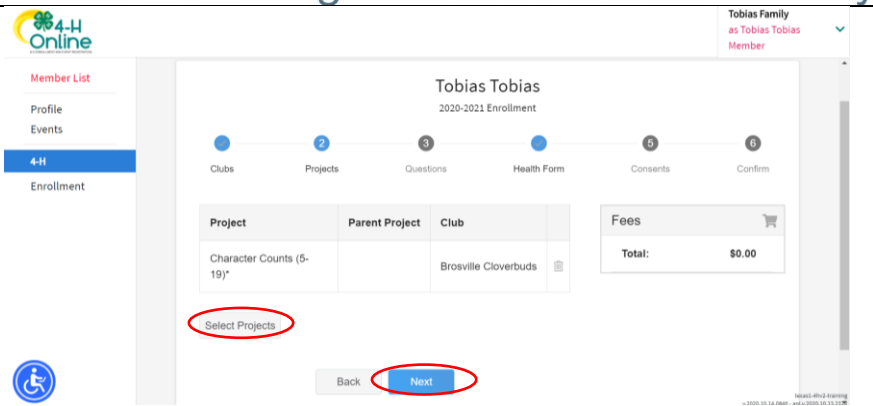
12. Confirm the “unit” with which the 4-H member will complete a project. To change the “unit” of participation, click the drop-down menu and select the appropriate club/unit.



13. To filter your search by keyword, use the “Filter...” text box to type your search. Otherwise, you may scroll through the list to find the appropriate

- project, then click “Add.”
14. To add additional projects and/or select projects for another unit/club, click, “Select Projects.”
 15. Repeat Steps 12-14 until the appropriate project(s) for each unit/club has been selected. Then, click “Next.”

*If you are uncertain which project(s) to select, please contact your local Virginia Cooperative Extension office.



Member List

Profile

Events

4-H Enrollment

Tobias Tobias
2020-2021 Enrollment

Clubs Projects Questions Health Form Consents Confirm

Project	Parent Project	Club
Character Counts (5-19)*		Brosville Cloverbuds

Select Projects

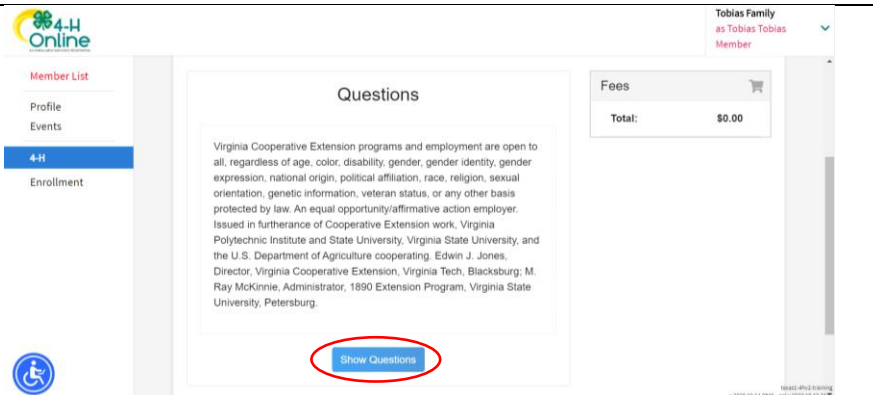
Back Next

Fees

Total: \$0.00

16. Continue the re-enrollment process by clicking “Show Questions.”

*There is also a “Next” button. By clicking, “Next,” the system will move you forward, but it will drop you at the bottom of the page of necessary information. **It is highly recommended to click “Show Questions” on the following few pages to ensure the system captures all**



Member List

Profile

Events

4-H Enrollment

Tobias Tobias
as Tobias Tobias
Member

Questions

Virginia Cooperative Extension programs and employment are open to all, regardless of age, color, disability, gender, gender identity, gender expression, national origin, political affiliation, race, religion, sexual orientation, genetic information, veteran status, or any other basis protected by law. An equal opportunity/affirmative action employer. Issued in furtherance of Cooperative Extension work, Virginia Polytechnic Institute and State University, Virginia State University, and the U.S. Department of Agriculture cooperating. Edwin J. Jones, Director, Virginia Cooperative Extension, Virginia Tech, Blacksburg; M. Ray McKinnie, Administrator, 1890 Extension Program, Virginia State University, Petersburg.

Show Questions

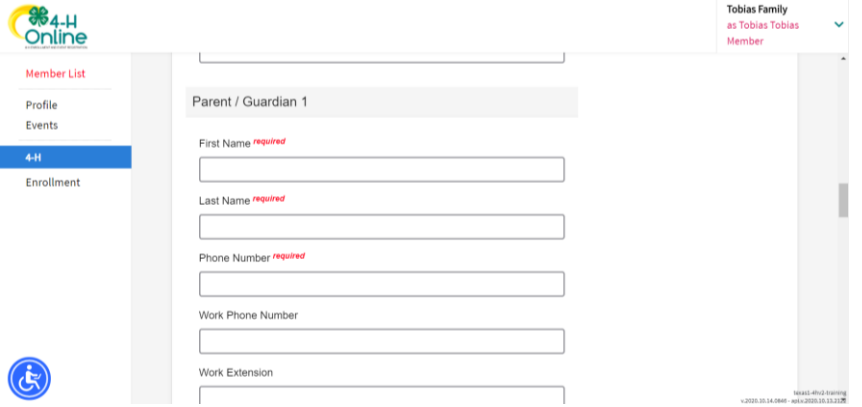
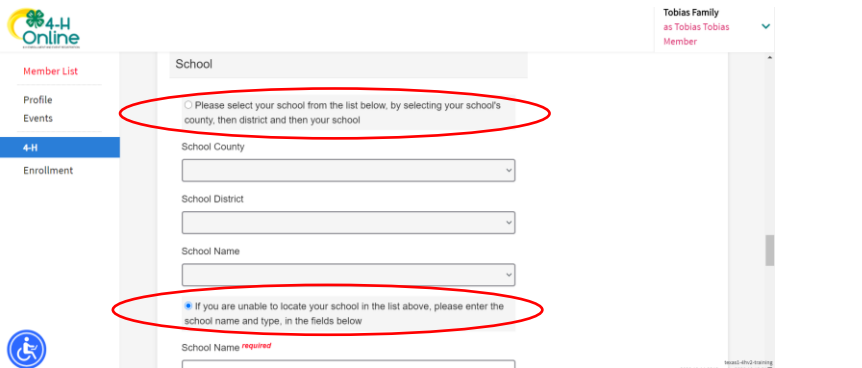
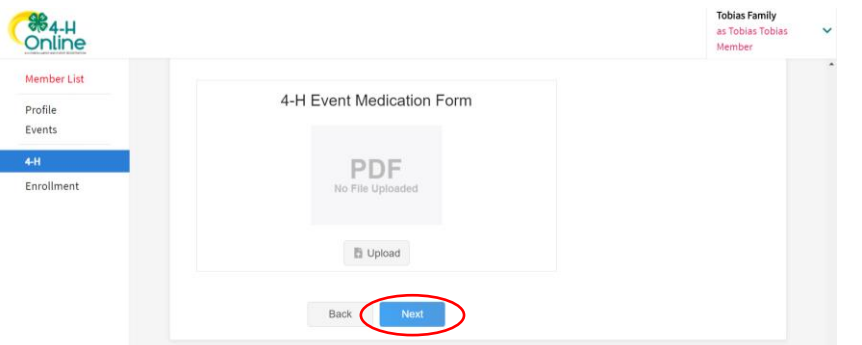
Fees

Total: \$0.00

appropriate information.

17. Verify the information currently in the system. Update as necessary.
18. Pay close attention to the “required” fields labeled in red. Complete all “required” fields with current information.
19. When selecting a school, be sure to select the option that reads, “Please select your school from the list below...” This will enable the drop-down boxes to select the appropriate options.
20. Complete the remaining required fields, then, click “Next”

*If you do not see the appropriate school listed, select the option that reads, “If you are unable to locate your school...”. Then, type the correct information into the appropriate fields. Complete the remaining required fields and click “Next.”

21. Click “Show Health Form” and update all information to be current.

*If you select “Yes” to a question and an additional text field appears, please explain the health concern in greater detail. Example shown to the right.

22. Ensure all consents have been confirmed by “Marking this option...” and by entering signatures from the appropriate parties. Parent/Guardian signatures must be completed by the legal Parent/Guardian of the 4-H member being enrolled.

23. Click “Next.”

*If you decline any of the consents, please contact your local Virginia Cooperative Extension office.

The image displays two screenshots of the 4-H Online enrollment form. The top screenshot shows the 'Enrollment' section with the following questions and inputs:

- other dietary restrictions and any necessary precautions that should be taken.
- List Any Allergies That Are Life Threatening:
 - Yes
 - No
 - Text input field: Bee Stings (circled in red)
- List Any Other Allergies:
 - Yes
 - No
 - Text input field: Penicillin (circled in red)

The bottom screenshot shows the 'Enrollment' section with the following fields and options:

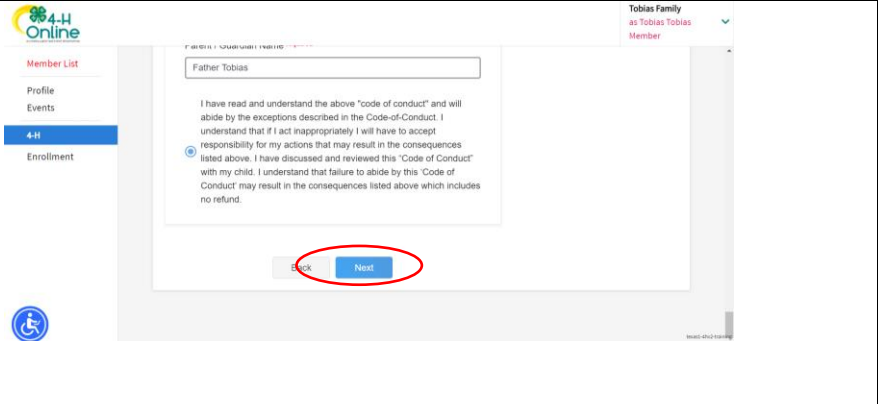
- Member Name required: Tobias Tobias (circled in red)
- Parent / Guardian Name required: Father Tobias (circled in red)
- By marking this option, I indicate that I have read and agree to the above statements. (circled in red)
- Buttons: Back and Next (Next is circled in red)

Virginia Cooperative Extension

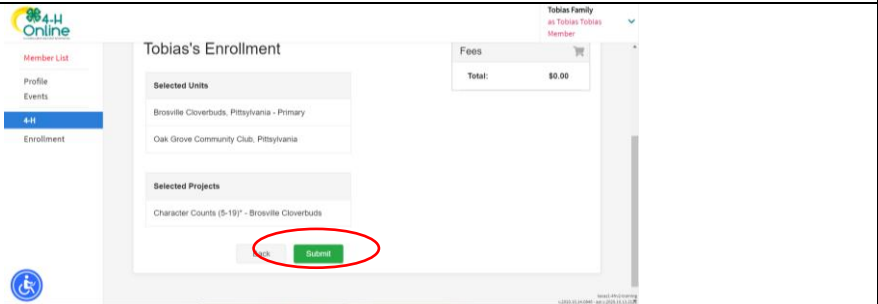
Virginia Tech • Virginia State University

- 24. Click “Show Consents.”
- 25. Repeat Step 22.
- 26. Click “Next.”

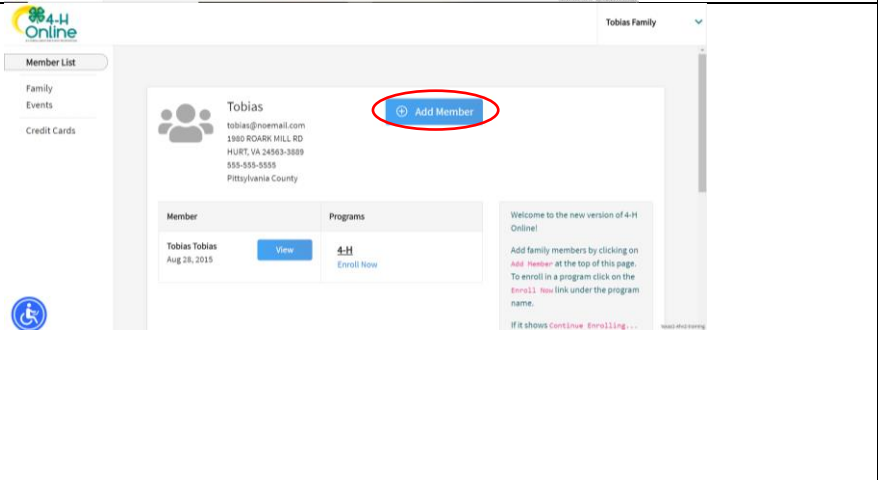
*If you decline any of the consents, please contact your local Virginia Cooperative Extension office.



- 27. Confirm the information on the final page, then click “Submit.”



- 28. If you wish to enroll another 4-H member in the same family, simply click “Add Member” and repeat Steps 5-27. If you have no other family members to add, you may exit the system.



Virginia Cooperative Extension programs and employment are open to all, regardless of age, color, disability, gender, gender identity, gender expression, national origin, political affiliation, race, religion, sexual orientation, genetic information, veteran status, or any other basis protected by law. An equal opportunity/affirmative action employer. Issued in furtherance of Cooperative Extension work, Virginia Polytechnic Institute and State University, Virginia State University, and the U.S. Department of Agriculture cooperating. Edwin J. Jones, Director, Virginia Cooperative Extension, Virginia Tech, Blacksburg; M. Ray McKinnie, Administrator, 1890 Extension Program, Virginia State University, Petersburg.